

**BEIJING ORIENTAL YUHONG WATERPROOF TECHNOLOGY CO., LTD.**



**2017**

**002271**

)

(

10

1.50

881,851,515

0

10

7

.....	5
.....	9
.....	14
.....	42
.....	70
.....	83
.....	83
.....	84
.....	96
.....	107
.....	110
.....	96


			002271
	BEIJING ORIENTAL YUHONG WATERPROOF TECHNOLOGY CO., LTD.		
	ORIENTAL YUHONG		

---

	91110000102551540H



	2017	2016	2015	
	-7,599,662.16	20,362,504.91	-5,669,905.57	
	110,901,771.96	62,914,553.44	114,248,377.70	
		-1,063,974.11	-2,391,106.00	
	12,247,277.80	1,235,932.76		

2008

“

”

“

”

2

—

“ ”

1







7



“ ”

“ ”

**1**

2017

1

62.24 %

21.28%

2

1

	2017		2016		
	10,292,965,441.05	100%	7,000,232,779.37	100%	47.04%
8,306,549,125.15					

	8,306,549,125.15	4,926,688,775.09	40.69%	48.77%	66.49%	-6.31%
	1,416,874,065.31	1,001,360,353.04	29.33%	48.20%	46.84%	0.66%
	5,334,627,978.23	3,179,610,469.63	40.40%	44.79%	64.64%	-7.19%
	2,971,921,146.92	1,747,078,305.46	41.21%	56.49%	69.98%	-4.66%
	1,416,874,065.31	1,001,360,353.04	29.33%	48.20%	46.84%	0.66%
	10,234,742,750.30	6,372,162,767.31	37.74%	46.69%	59.20%	-4.89%

1

3

			2017	2016	
			432,678,154.11	274,972,644.44	57.35%
			432,875,333.44	276,368,080.7	56.63%
			7,070,688.02	6,873,508.69	2.87%

30%

2017

2016

47.04%

57.35%

4

		2017		2016		
		4,471,289,899.32	90.76%	2,683,779,648.43	90.69%	66.60%
		141,727,730.17	2.88%	84,948,158.44	2.87%	66.84%
		85,891,920.77	1.74%	52,515,627.25	1.77%	63.55%
		227,779,224.83	4.62%	137,896,708.93	4.66%	65.18%
		270,567,567.39	27.02%	183,638,002.10		



2017

		368,874,223.35	84.31%	236,259,415.87	84.26%	56.13%
		35,221,170.60	8.05%	22,683,820.01	8.09%	55.27%
		33,433,526.00	7.64%	21,450,089.38	7.65%	55.87%

6

7

8

	1,573,086,042.11
	15.28%
	0.00%

5

--	--	--

	47.35%
	0.00%

## 5

1		1,060,811,074.50	20.40%
2		758,395,740.71	14.59%
3		352,919,235.98	6.79%
4		193,507,229.94	3.72%
5		95,907,221.68	1.84%
	--	2,461,540,502.81	47.35%

## 3

	2017	2016		
	1,180,488,799.80	840,323,959.75	40.48%	
	1,047,574,368.20	824,614,520.22	27.04%	
	103,345,953.52	46,363,984.98	122.90%	

## 4

469,063,545.60

4.56%

		294	126	150	18
169	51		93	25	1 PCT



	2017		2016			
	2,423,169,504.					



										70				
			192,000,000.00	4.80%		10				0.00	0.00		2016 11 18	(www.cninfo.com.cn)
	--	--	560,500,000.00	--	--	--	--	--	--	10,825,114.59	10,825,114.59	--	--	--

3

4

5

1




2017


2014		125,122.9	7,696.94	114,084.87	6,176.06	14,586	11.66%	11,038.03	0	0
2017		182,488.6	98,844.39	98,844.39	0	0	0.00%	83,644.21	-	0
	--	307,611.5	106,541.33	212,929.26	6,176.06	14,586	4.74%	94,682.24	--	0
	2017 12 31	2014		65,884.00				22,784.90		
		25,415.97		5,000.00				6,038.03		
6,251.48		6,038.03				213.45			2017 12 31	2017
		15,092.54						83,751.85		
70,000.00		13,644.21				14,122.71			13,644.21	
		340.50				138.00				

2

[G6







--	--

3

		(1)		(2)	$(3)=(2)/(1)$				
--	--	-----	--	-----	---------------	--	--	--	--

2.4

10%



--	--	--

		96,599,715.54	101,937,855.67	140,735,376.86
249,448,041.75	107,626,064.71			

20

“ ”

“ ”

“ ”

2

2017

“ ”

“ ”

“ ”

“ ”

“ ”

↑ ↑

↑ ↑

“ ”

“ ”

“ ”

“ ”

2020

2%

20%

1

2

“

”

“

” “

”

3

“

”

4

5



CRM OA SAP

BI DMS

TMS

HSE

4

5

”

6

“

”

18.4

7

2 2018

1

“

”

2

3

4

5

6



3

MDI SBS

6






3

1 2015

	2016	3	31	830,693,439		
9,976,091			820,717,348		10	1.00
			82,071,734.80			

2 2016

	2016	12	31	882,686,848		10
1.50				132,403,027.20		

3 2017

	2017	12	31	881,851,515		10
1.5				132,277,727.25		
	10		7	617,296,060		

2017	132,277,727.25	1,238,836,792.54	10.68%	0.00	0.00%
2016	132,403,027.20	1,028,709,692.11	12.87%	0.00	0.00%
2015	82,071,734.80	729,715,166.83	11.25%	0.00	0.00%



1


			” ”	2008 01 08		





--	--	--	--	--	--	--	--





8

	155
	11
	3

2014

A

19,100,699.77

2017

13,000,000.00



1,684		93.556%	116		6.444%
		287			7.03 /
2					2013 7 5
		1,800			
34,352		5.24%		1,730.2	96.12%
69.8		3.878%			
287	344			7.03 /	
3	2013 7 22		2013		
4	2013 8 19				
					344
311		1,800		1,730.2	69.8
	1,701.4	1,631.6		69.8	2012
				7.03 /	6.83 /
			2013 8 19		311
	1,631.6			2013 9 5	
			1,631.6		
12,762.60	2013 -2017				



47.6917

2014 9 30

	2013

2014

5

18.2

2015

8 5

,

	2014	2015	2016	2017
357.6468	130.5663	184.7024	38.8819	3.4962

9 2015 8 20

2014

2014

2014 12

31

416,326,636

10

2.00

10

10

2015 6 1

416,326,636

832,653,272

1,192.2

2,384.4

2014

6.83 /

3.415 /

10 2015 8 20

288

720.0167

2013

720.0167

2015 9 7

2013

2014

62



2015

58

103.45

2016 11 7

2016

38.9333

2017 7 12

	2013	2014	2015	2016	2017
11,628.52	2,836.14	6,445.07	1,728.57	450.24	168.50

15 2017 6 13

2013

2016

11.0000

2017 7 12

	2014	2015	2016	2017

1	2016	6	30					
						6,504.40		
					83,069.34	7.83%		
5,854				90.00%	650.40		10.00%	
					1,112		8.24	/
2				2016	7	1		
							2016	7
27								
							6,500	
83,069.34							7.82%	
						6,414.1		98.68%
85.9							1.32%	
								1,112
							1,263	8.24
								/
3	2016	8	12					
								2016
4	2016	8	25					
1,263							1,230	
6,414.1							85.9	
						6,435.5		
								6,500
								6,349.6



6 2017 6 13

2016

119.0000

2017 7 12

2016 -2020

		2016	2017	2018	2019	2020
6,193.60	38,406.05	8,532.13	20,089.86	7,094.42	2,287.49	402.17

7 2017 7 17

2017 7 17

85.9

0.0975%

18.31 /

6

0.5

24

85.4

2017 8 31

780.45

2017 -2021

	2017	2018	2019	2020	2021
780.45	232.22	358.59	133.78	46.35	9.51

	2017 6 14	www.cninfo.com.cn
	2017 7 14	www.cninfo.com.cn
	2017 7 18	www.cninfo.com.cn
	2017 8 4	www.cninfo.com.cn
	2017 8 19	www.cninfo.com.cn

	2017 8 29	www.cninfo.com.cn?
	2017 9 6	www.cninfo.com.cn?

1

						681.73	0.11%	1,000			681.73	2017 03 28	
						366	0.06%	500			366	2017 03 28	
				--	--	1,047.7 3	--	1,500	--	--			



3

2

1



	23							
	2016 04 23	6,000	2016 11 18	6,000				
	2015 03 18	10,000	2016 01 20	2,575.92				
	2015 03 18	7,000	2015 05 07	969.26				

3

1

2

4

1

“

”

9

2018

2017

[www.cninfo.com.cn](http://www.cninfo.com.cn)

2

		2017-002	2017 2 15	www.cninfo.com.cn
		2017-026	2017 4 27	
		2017-047	2017 6 22	
		2017-085	2017 9 21	
		2017-087	2017 9 21	
		2017-091	2017 9	



2017


2017-080 2017

**1**



666.8667			35	
	38.9333			21
		119.00		
2				
85.40				15.00
3				
4				
75%				
2017	6	13		
2013				2016
		38.9333		2013
			2016	
	11.00			2016
				119.00
2017	7	17		

				12	18.90
		2013			
	2016			30	
			85.90		
0.0975%	18.31	/			6
					0.50
				24	
85.40					
2017	8	18			
					263
666.8667				2013	
2017	8	31			
24			85.40	24	85.40
			6.40%	85.40	2017 8 31
			38.9333	2017	7 12
	11.00				
		2017	7	12	
	119.00			2017	7 12

882,686,848

881,851,515

2

	195,385,728	0	0	195,385,728		
	40,093,326	0	0	40,093,326		



2017

						200,000
--	--	--	--	--	--	---------

2017

200,000

2017

200,000

1,862,594

587,500

387,500

1,662,594

387,500



						9 8
						100,000

744,500

125,000

0

619,500

	2017 07 17	18.31 /	854,000	2017 08 31	854,000	
	2017 09 25	100 /	18,400,000	2017 10 20	18,400,000	2023 09 25

2016

2017 7 17

2017 7 17

30

85.90

18.31 /

6

0.50

24

85.40

2017 8

31

2016 10 31

2016 11 18

2016

2017 6 12

"

119.00

85.40

882,686,848

881,851,515

835,333

NOUwæÑ814760333

		2.25%	19,856,394	17,417,270	0	19,856,394		
		2.00%	17,652,169	-2,745,194	0	17,652,169		
		1.73%	15,235,929	15,235,929	0	15,235,929		
		1.45%	12,769,100	0	0	12,769,100		
		1.30%	11,452,418	-121,300	8,680,288			



3


4                    **10%**

5







2017

					05 26	05 25					
					2016 61 05 26	2019 05 25	0	0	0	0	0
					2016 55 05 26	2019 05 25	100,202	0	0	0	100,202
					2016 78 05 26	2019 05 25	0	0			



2001

1973

EMBA

1995 1998

1998 2000

2000

2003 2009 2009

1971

1993

2008

2008 2009 2009 10

1977

1998

2004 2004 8

1971

1992 2001

2001 2006

2006 8

1973

1998

1957

1983 1988 1989

1994 1995



2006

1980

1978

100

2010 3

--	--	--	--	--	--

|

--	--	--	--	--	--

8 /

--	--	--

				/	/				/	
		0	0	0	0	288,000	244,000	0	0	44,000
		0	0	0	0	950,000	150,000	0	0	800,000
		0	0	0	0	850,000	150,000	0	0	700,000



4

1

2

4



7

A6G5+0jBAUgE@ · IU/njyRÉ0Qk ,GyaAõhEJCSE+BñAAP/nEJ1yDOAw @DB3 Æ

Ã,ú65

2

1

2016		0.97%	2017 05 16	2017 05 17	www.cninfo.com.cn)
2017		9.85%			

22

22

0

0

0

2



2017 3 6 1

2017







--	--

--	--	--	--	--	--	--	--

	83,644.21



2017

EBITDA	21.53	37.67	-42.85%
	100.00%	100.00%	0.00%
	100.00%	100.00%	0.00%

30%

EBITDA

EBITDA

793100

165212.83

Q3 2017

165212.83

165212.83

	2018 04 23
	(2018) 110ZA6624

2017 12 31

2017

2017 12 31

2017

”

“

25

36

1

830,654.91

141,687.41

2017



2

1

2

3

4

2017

1

2

3

4

5

6

1

2017 12 31




2017

	1,911,105,157.21	1,596,891,346.57
	810,396,810.48	271,670,831.84
	626,367,432.97	571,525,339.34



2017

	1,502,288,199.95	1,273,284,742.49
	4,893,024,627.85	3,807,200,310.32
	1,430,294,504.46	
	2,763,039.46	2,763,039.46
	96,153,474.24	60,079,015.41
	1,529,211,018.16	62,842,054.87
	6,422,235,646.01	3,870,042,365.19
	881,851,515.00	882,686,848.00
	415,290,965.56	
	1,966,261,192.73	1,772,595,101.63
	517,902,930.00	545,231,510.00
	-2,866,804.64	-162,400.18

	3,861,335,252.07	2,778,451,448.03
	6,714,718,074.34	4,974,514,336.93
	179,907,734.68	11,991,840.28
	6,894,625,809.02	4,986,506,177.21
	13,316,861,455.03	8,856,548,542.40

2



	75,832,279.24	61,920,927.81
	1,954,838.21	1,291,699.27
	38,521,237.88	61,534,586.86
	65,285,899.57	20,400,000.00
	3,212,262,617.73	2,513,192,404.15
	8,692,815,017.74	6,868,042,673.93
	1,119,897,181.69	728,203,988.71
	152,704,300.00	282,558,000.00
	801,139,839.83	794,481,297.91
	265,625,949.38	325,147,264.49
	17,989,601.61	14,377,636.49
	80,099,158.11	7,101,903.13
	2,694,438.44	1,148,402.57
	39,800.00	2,217,000.00
	1,584,573,323.30	2,227,801,755.88
	4,024,763,592.36	4,383,037,249.18
	1,430,294,504.46	



2017

	2,686,000.12	56 Td.54 19.1

	99,183,796.67	81,265,521.16
	1,180,488,799.80	840,323,959.75
	1,047,574,368.20	824,614,520.22
	103,345,953.52	46,363,984.98
	131,774,754.52	118,492,645.51
“ ”		
“ ”		23,151,884.31
“ ”		
“ ”		-49,293.48
	110,901,771.96	
“ ”	1,432,057,961.31	1,096,504,896.23
	13,780,794.19	

1.		
2.		
	-2,704,404.46	-162,400.18
1.		
2.		
3.		
4.		
5.	-2,704,404.46	-162,400.18
6.		
	-545,769.43	
	1,238,884,496.56	1,026,160,305.25
	1,236,132,388.08	1,028,547,291.93
	2,752,108.48	-2,386,986.68
	1.40	1.22
	1.36	1.20
	0.00	0.00

4

	5,746,264,524.95	3,685,516,881.60

	4,577,991,195.85	3,104,062,099.73
	25,708,252.07	13,024,233.08
	373,936,495.60	295,434,788.81
	398,709,282.88	334,711,970.57
	88,006,627.41	28,525,757.20
	46,387,484.53	26,528,695.26
“ ”		
“ ”	15,628,373.13	-2,253,779.11
“ ”		
	9,759,844.38	
“ ”	260,913,404.12	-119,024,442.16
	573,050.68	6,110,891.61
	492,321.12	2,738,939.68
“ ”	260,994,133.68	-115,652,490.23
	15,253,791.95	-39,515,069.81
“ ”	245,740,341.73	-76,137,420.42
“ ”	245,740,341.73	-76,137,420.42
“ ”		
1.		
2.		
1.		

2.		
3.		
4.		
5.		
6.		
	245,740,341.73	-76,137,420.42

	11,544,484,793.52	7,763,858,987.25
	21,348,215.09	17,466,891.40
	253,577,107.76	302,053,207.15



	1,827,000,000.00	
	54,106,405.89	3,583,853.65
	4,133,885,781.65	2,547,983,166.55
	1,802,645,237.51	1,393,324,024.39
	220,783,766.01	

	3,529,863.29	8,532,674.58
	15,984,133.98	11,454,619.45
	19,513,997.27	19,987,294.03
	80,421,963.04	26,846,645.31
	560,500,000.00	659,305,000.00
	1,832,278,000.00	6,859,566.11
	2,473,199,963.04	693,011,211.42
	-2,453,685,965.77	-673,023,917.39
	15,636,740.00	711,050,578.00
	1,707,809,850.03	1,436,637,196.83
	1,827,000,000.00	







| | |

|  
|  
|

|  
|

4														
1														

3

194,658.9

95.37





			A	1,800		1,730.20
69.80						
		1,631.60		1.00		311
		35,983.60				
2013			A	69.80		1.00
		36,053.40				
2013						[2014]590
2014	8 8	5,626.9553				41,680.3553
2013						
				47.6917		1.00
				41,632.6636		
2014			2014	12 31		41,632.6636
	10 10			41,632.6636		
83,265.3272						
2013						
				18.20		
2015	8 5	83,247.1272				
2013						
				177.7833		
		83,069.3439				
2016						
				6,312.60		5,314.9909
997.6091						
1.00		1197				88,384.3348
2013						
				12.20		
2013						
				103.45		
		88,268.6848				
2013						
				168.9333		
		88,099.7515				
2016						



“ ”

1

”

“

15 —

2014

2

1<4CF6>-4<0D12>-4<054A>-4<41D1>-4936D1019E240<47FF>4DB0866>-4<046A

4

5

1

2

Q

3

6

1

2

“ ”

3

4

7

8

1

2

“ ”

”

2

11

140







10

1







14

19

15

1

2

3

3

148

16

1

40-50
3-15
15
15

19

2



2

3

4

“

”



22

1

2

C A D B

C A B D

2

24

1

1

154

2

25

/

1

2

1

2



2

3

“ ”

4

28

1

42 —		
2017 5 28		



	16	—	3.	110,901,771.96
2017			4.	-110,901,771.96

2017 1 1  
2017

			5.	-
	[2017]30		6.	-
“	”		7.	-

“ ” “ ”  
“ ” “ ”  
”

1

		17 11 3
		4
		1 5 7
		25
		3 5

--	--

2

1

2017 10 25

GR201711001918

2017 2019 15%

2016 11 30

GR201632002117

2016 2018

15%

2017 9 5

GR201743000361

2017 2019 15%

2017 11 17

GR201732001318

2017 2019

15%

2015 6 1

GF201521000069

2015 2017 15%



2016 2018 15%  
2017 12 1

GR201743001583

2017 2019

15%

2

[2015]16

VolatileOrganicCompounds,VOC

420 / “ ”

1

		4,247,564.82	1,240,055.62
		2,289,159,279.79	1,433,594,794.52

2

	28,727,975.72
	28,727,975.72

3

	180,220,295.63	
	12,869,218.48	56,589,074.53
	193,089,514.11	56,589,074.53

4

	571,586.86
	571,586.86

3

1

	4,710,01 2,846.74	99.92%	428,090, 248.03	9.09%	4,281,922 ,598.71	3,178,6 87,254. 20	99.90%	295,583,9 31.25	9.30%	2,883,103,3 22.95
	3,732,41 2.25	0.08%	3,732,41 2.25	100.00%		3,163,0 15.45	0.10%	3,163,015 .45	100.00%	
	4,713,74	100.00%	431,822,	9.16%	4,281,922	3,181,8	100.00%	298,746,9		2,883,103,3

	5,258.99		660.28		,598.71	50,269. 65		46.70		22.95
--	----------	--	--------	--	---------	---------------	--	-------	--	-------

1			
1	3,775,108,106.66	188,755,405.33	5.00%
1 2	568,334,897.61	56,833,489.77	10.00%
2 3	185,615,101.00	55,684,530.29	30.00%
3 4	96,236,484.19	48,118,242.09	50.00%
4 5	30,098,383.64	24,078,706.91	80.00%
5	54,619,873.64	54,619,873.64	100.00%
	4,710,012,846.74	428,090,248.03	9.09%

2

133,783,444.56


0.00

--	--	--



6

1



|

2

1,959,506.00

0.00

--	--	--

3

	140.61

--	--	--	--	--	--

4

--	--



2017

10,079,939.04
---------------

	239,689,805.00		239,689,805.00	47,689,805.00		47,689,805.00
	239,689,805.00		239,689,805.00	47,689,805.00		47,689,805.00
	239,689,805.00		239,689,805.00	47,689,805.00		47,689,805.00

2



2017

1	45,458,777.53	77,108,605.05	3,506,213.59	25,609,309.18	151,682,905.35
2	128,571,705.64	190,520,794.50		3,105,623.66	322,198,123.80
3		21,713,993.97	966,307.78	926,487.15	23,606,788.90
3.	5,538,024.97	11,891,671.68	2,364,583.57	2,288,680.23	22,082,960.45
1	5,538,024.97	11,891,671.68	2,364,583.57	2,288,680.23	22,082,960.45





	154,709.96		154,709.96	1,536,738.73		1,536,738.73
	121,709.40		121,709.40			
	102,820.75		102,820.75	1,554,418.17		1,554,418.17
				15,819,681.59		15,819,681.59
2040				5,519,373.52		5,519,373.52
				1,878,171.20		1,878,171.20
				155,823.08		155,823.08
	810,396,810.48	0.00	810,396,810.48	271,670,831.84		271,670,831.84

2

--	--	--	--	--	--	--

20												
1000												
TPO												
	180,000,000.00	143,746,070.28	6,385,064.66			150,131,134.94	83.41%	90				
10	361,091,900.00		131,528,106.73			131,528,106.73	36.43%	40	1,873,105.07	1,873,105.07	5.60%	
	311,068,000.00	1,584,972.91	85,330,378.60			86,915,351.51	27.94%	30	1,676,828.47	1,676,828.47	5.60%	
	77,000,000.00		23,817,649.48	10,159,851.97		13,657,797.51	30.93%	35				
	50,000,000.00		7,714,626.67			7,714,626.67						



1.	581,033,153.39	207,820.00		1,431,900.00	21,120,787.73	603,793,661.12
2.	51,113,683.76	1,185,418.05			16,452,453.94	68,751,555.75
1	51,113,683.76	1,185,418.05			16,452,453.94	68,751,555.75
2						
3						
3.						
1						
4.						

1.	589,157,289.21	1,347,112.41		1,046,279.09	34,816,752.26	626,367,432.97
2.	551,505,024.27	207,103.70		1,142,664.44	18,670,546.93	571,525,339.34

0.00%

**2**

--	--	--

2017 12 31

2017 12 31

3,110,816.77

78

**13**

**1**

5

4.00%

12.10%

14

	6,298,598.07	10,443,560.01	6,011,895.79		10,730,262.29
	3,013,258.52	3,637,870.39	1,179,045.06		5,472,083.85
		6,132,075.30	613,207.55		5,518,867.75
	314,714.52	6,901,199.36	1,615,187.21		5,600,726.67
	9,626,571.11	27,114,705.06	9,419,335.61		27,321,940.56

15

/

1


		120,281,754.81		125,359,117.76

**4**

	29,544,923.71	23,095,278.61
	121,254,505.80	86,249,042.91
	150,799,429.51	109,344,321.52

**5**




6,000

1.

A

5

20,000,000

70,000

2017 12 31

23,000

B

20,000

2017 12 31

28,727,975.72

28,727,975.72

1.

A

44,634,691.68

B

11,954,382.85

1.

2017 12 31

2,980

**18**

	203,174,481.15	297,638,134.90
	203,174,481.15	297,638,134.90

0.00

**19**
**1**

	648,529,228.09	366,631,809.58
	141,639,784.07	106,683,355.07

	48,816,419.67	34,124,744.95
	50,423,733.94	27,203,191.69
	3,510,016.95	9,556,585.61
	587,890.21	1,253,750.40
	7,533,190.19	2,214,642.71
	901,040,263.12	547,668,080.01

**2**      **1**

	41,883,536.35	
	41,883,536.35	--

**20**

**1**

	270,568,837.46	233,684,663.95
	327,812,746.01	136,472,322.90
	598,381,583.47	370,156,986.85

**2**      **1**

	82,921,924.10	
	82,921,924.10	--

**3**

--	--

## 21

## 1

	32,929,239.48	978,995,555.87	960,556,523.93	51,368,271.42
-	608,494.22	74,919,577.52	74,243,064.24	1,285,007.50
	33,537,733.70	1,053,915,133.39	1,034,799,588.17	52,653,278.92

## 2

1	29,007,485.46	864,759,847.02	847,288,057.99	46,479,274.49
2		32,597,614.17	32,597,614.17	
3	458,508.15	32,483,274.90	32,127,138.70	814,644.35
	372,527.00	27,712,095.78	27,501,005.95	583,616.83
	46,963.34	2,462,436.93	2,436,501.13	72,899.14
	39,017.81	2,308,742.19	2,189,631.62	158,128.38
4	2,087,258.22	30,521,776.86	30,635,582.84	1,973,452.24
5	1,375,987.65	18,633,042.92	17,908,130.23	2,100,900.34
	32,929,239.48	978,995,555.87	960,556,523.93	51,368,271.42

22

	140,021,132.91	78,283,916.52
	133,733,845.55	120,369,641.60
	7,617,589.43	8,207,700.91
	10,508,789.47	5,276,131.08
	9,343,192.31	4,627,334.42
	2,388,196.38	834,336.50
	526,889.18	390,638.85
	1,775,975.20	498,345.50
	305,915,610.43	218,488,045.38

23

--	--





		23,020,000.00	460,400.00				22,559,600.00	
	20,379,950.00		1,097,800.00				19,282,150.00	
	15,466,000.00		1,274,000.00				14,192,000.00	
	12,547,500.00		630,000.00				11,917,500.00	
XPS HCFCs		12,381,847.09	1,171,206.67				11,210,640.42	
		3,860,000.00					3,860,000.00	



10

2017 4

23,020,000.00

11

HCFCs

12,381,847.09

XPS

12

2017 9

1,500,000.00

13

2017 11

3,860,000.00

14

2017 12

3,500,000.00

**29**

		+ —					
	882,686,848.00	854,000.00			-1,689,333.00	-835,333.00	881,851,515.00

1

2016

24

854,000

A

1.00

(2017) 110ZC0279

2

2013

389,333

1.00

3

2013

110,000

1.00

4

2013

1,190,000

1.00

2 3 4

(2017) 470007

30

1

---

2				119,677,795.83
	-			
3			10.6083%	-
	151,414.30			
4				1,689,333
	-	10,149,839.20		
5				
	202,641,230.10			
	13,456,625.50			
		Ä		

Ä

		89			46		4.64
--	--	----	--	--	----	--	------

-3,250,173.89

-2,704,404.46

-545,769.43

34

| |



	414,673,403.37	298,580,439.63
	203,753,438.55	224,471,264.53

41

	135,407,350.68	98,836,614.38
	-9,565,890.28	19,425,915.20
	3,310,485.49	230,115.93
	2,622,808.63	0.00
	131,774,754.52	118,492,645.51

42

		24,215,858.42
		-2,253,779.11
		1,189,805.00



	300,000.00	
	300,000.00	
	300,000.00	
2016	300,000.00	
2017	300,000.00	
2016	258,200.00	
	250,000.00	
2016	250,000.00	
2016	210,000.00	
	200,000.00	
	200,000.00	
2015	180,000.00	
	180,000.00	

20	81,918.59	
	80,000.00	

	20,000.00	
	20,000.00	
2016	18,000.00	
2017	16,467.00	
	16,000.00	
2016	15,000.00	
	12,000.00	
	12,000.00	
	12,000.00	

2016

	300.94	1.08	300.94
	13,476,264.86	1,928,092.04	13,476,264.86
		180,330.69	
	13,780,794.19	66,180,490.83	13,780,794.19

								/
						0.00	17,145,190.04	
						0.00	14,262,640.00	
						0.00	3,300,000.00	
						0.00	2,685,999.96	
						0.00	2,165,600.00	
						0.00	1,964,213.00	
						0.00	1,790,000.00	





2017

							0.00	800,000.00	
--	--	--	--	--	--	--	------	------------	--

2015

0.00 700,000.00

						0.00	378,616.67	
2014						0.00	317,405.00	
2014						0.00	300,000.00	
						0.00	300,000.00	
2015						0.00	300,000.00	





						0.00	37,500.00	

0.00 42,000.00

						0.00	18,600.00	

							0.00	7,586.30	
--	--	--	--	--	--	--	------	----------	--

0.00 7,155.00

	192,760.82		192,760.82
	2,575.78		2,575.78
	69,057.10	112,045.04	69,057.10
	9,133,178.55	5,834,064.66	

47

1

	202,950,169.08	191,715,055.45
	-8,379,262.58	-61,186,438.48
	194,570,906.50	130,528,616.97

2

	1,436,705,576.95
/	215,505,836.54
	4,795,781.40
	-2,645,509.53
	-676,283.49
	9,284,730.32
	2,065,332.63
“_”	-4,319,482.52
	11,936,967.13
“_”	-22,807,005.34
	194,570,906.50

48





1	--	--
	1,242,134,670.45	1,026,322,705.43
	131,774,754.52	118,492,645.51
	163,619,391.15	133,030,018.86
	13,909,462.12	10,820,509.88
	9,419,335.61	4,786,410.65
“ ”		3,853,353.51
“ ”	7,580,736.19	
“ ”	103,345,953.52	46,363,984.98
“ ”		-23,151,884.31
“ ”	5,077,362.95	-61,186,438.48

---

--





		26,950	
13,850	51.39%		2017 3
	5,000		2017 3
		2017 12 31	
	5,000		2017 6
		2017 12 31	
	5,000		2017
6		2017 12 31	
	5,000		2017 8
		2017 12 31	
		14,940	
7,620	51%		2017 9
		2017 12 31	
		17,021	
8,681	51%		2017 9
		2017 12 31	
	5,000		2017 10
		2017 12 31	
	5,000		2017
11		2017 12 31	


1

1

				99.69%	

				100.00%		
--	--	--	--	---------	--	--

				100.00%		
				100.00%		
				100.00%		
				100.00%		
				100.00%		
				100.00%		



				100.00%		
				51.00%		

--	--	--	--	--	--	--	--	--

1

1

2017 12 31

	5%	0.65	6%	0.42
	-5%	-0.65	-6%	-0.42
	6%	18.53	-	-
	-6%	-18.53	-	-

2

4

19.53% 2016

15.93%

18.79% 2016 59.92%

3





2017

29,763.81	-	-	29,763.81
54,766.81	-	-	54,766.81
3,353.77	-	-	3,353.77
136.87	-	-	136.87
221.70	-	-	221.70
124,276.25	2,589.56	462.66	127,328.47
<b>318,803.29</b>	<b>2,589.56</b>	<b>462.66</b>	<b>321,855.51</b>

2

48.23% 2016 12 31 43.70%

2017 12 31

1

2

3

4

1



		3,660,000.00	5,000,000.00		

/

		6,817,285.34	8,147,665.80

2

	50,000,000.00	2016 11 24	2018 05 23	
	230,000,000.00	2016 09 21	2017	

	100,000,000.00	2016 09 23	2018 09 19	
	530,000,000.00	2016 07 05	2018 07 04	
	626,000,000.00	2016 08 05	2018 08 05	
	100,000,000.00	2016 12 01	2017 11 30	
	200,000,000.00	2016 08 25	2017 08 24	✕
	1,280,000,000.00	2015 08 05	2018 08 04	
	700,000,000.00	2016 11 18	2017 11 17	



7	2013		103.45	1.00
8	2013		38.9333	1.00
9	2013		11.00	1.00
1	2016		6,312.60	
5,314.9909		997.6091		
		1.00		
2	2016		119.00	1.00
3	2016			
		85.40		
	A	1.00		
2				

	20	20
	/ 20	14.06
50%	2012	
		20
	50%	
		20
	/ 20	50%
50%		
		20

	20 / 20 50%
	407,898,933.55
	202,641,230.10

3

4

1

1

2014 8 7

# 8



2017

---

	6,038.03		6,251.48	6,038.03
		213.45		
2	2017 9 25	18,400,000		100
	1,840,000,000.00		1,824,886,000.00	



8,000

100%

12

“ ”

“ ” 2018 3 29

193,000

4,988

2018

2018 4 23

1

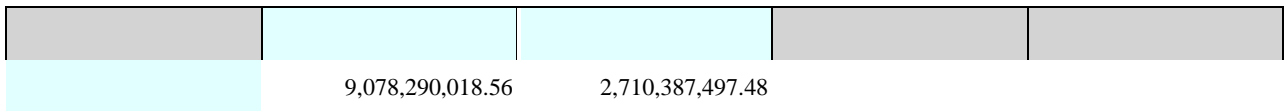
1

2

1

2

2



	182,447,062.11	4,501,126.77		186,948,188.88
	69,068,697.93	62,706,056.59		131,774,754.52

	15,466,000.00	-	1,274,000.00	-	14,192,000.00
	12,547,500.00	-	630,000.00	-	11,917,500.00
XPS	-	-	1,171,206.67	1,238,847.09	11,210,640.42
HCFCs	-	3,860,000.00	-	-	3,860,000.00
	-	3,500,000.00	-	-	3,500,000.00
	3,438,750.00	-	491,250.00	-	2,947,500.00
	5,372,000.08	-			



	-	370,780.79
	-	309,000.00
	-	300,000.00
	-	300,000.00
	-	300,000.00
2016	-	300,000.00
2017	-	300,000.00
2016	-	258,200.00
	-	250,000.00
2016	-	250,000.00
2016	-	210,000.00
	-	200,000.00
	-	200,000.00
2015	-	180,000.00
	-	180,000.00
	-	150,000.00
2016	-	150,000.00
	42,518.00	139,231.63
	158,000.00	130,000.00
	-	120,000.00
	-	120,000.00
	-	114,500.00

---

2016	-	100,000.00
<hr/>		
	-	100,000.00
<hr/>		
	-	100,000.00
	-	100,000.00

---

-	30,000.00
<hr/>	
-	27,394.99
<hr/>	
-	24,200.00
<hr/>	
-	21,634.76
<hr/>	
16,367.44	20,389.10
<hr/>	
-	20,000.00
<hr/>	
-	20,000.00

	1,080,000.00	-
	1,000,000.00	-
	853,800.00	-
	834,000.00	-
2016	800,000.00	-
135	760,000.00	-
2015	700,000.00	-
	696,944.59	-
	686,000.00	-
	500,000.00	-
15	500,000.00	-
	500,000.00	-
	500,000.00	-
	400,000.00	-
2014	317,405.00	-
2014	300,000.00	-
	300,000.00	-
2015	300,000.00	-
	270,000.00	-
	203,000.00	-
	200,000.00	-
	177,700.31	-
2016	150,000.00	-
	150,000.00	-
	145,000.00	-
	132,500.00	-
	100,000.00	-
	100,000.00	-
	100,000.00	-

	100,000.00	-
2013-2014	90,000.00	-
	70,000.00	-
2015	70,000.00	-
2016	57,000.00	-
	50,000.00	-
	50,000.00	-
	50,000.00	-
	50,000.00	-
	50,000.00	-
	42,000.00	-
	40,000.00	-
	40,000.00	-
	37,500.00	-
	34,400.00	-
	30,000.00	-
	27,300.00	-
	21,100.00	-
	19,000.00	-
	18,600.00	-
	16,500.00	-
	14,200.00	-
	13,000.00	-
	10,161.37	-
	9,150.00	-
	7,155.00	-

		7,000.00	-
		2,000.00	-
2015		2,000.00	-
	2016	1,000.00	-
	1-6	600.00	-
		<b>62,914,553.44</b>	<b>110,901,771.96</b>

2017 12 31

7	2017 7 21	2017 7 21	10,500,000
8	2017 8 29	2017 8 29	64,000
9	2017 9 19	2017 9 19	14,101,000
10	2017 9 20	2017 9 20	28,750,000
20	2017		

---

16	2017 12 18	2017 12 18	16,200,000
17	2017 12 21	2017 12 21	20,000
18	2017 12 27	2017 12 27	6,116,000
19	2017 11 29	2017 11 29	5,700,000
20	2017 12 21	2017 12 21	2,000
21	2017 9 27	2017 9 27	570,000

**1**

**1**



	340,448. 75	0.02%	340,448. 75	100.00%	0.00	340,448 .75	0.02%	340,448.7 5	100.00%	0.00



1		
1		18,931,717.00

	7,253,965.55	3,664,598.55
	2,143,799,967.32	1,416,464,544.49

5

		575,962,932.99	1	26.87%	0.00

	261,199,105.26	15,584,848.78		276,783,954.04		
	151,437,217.06	1,523,179.49		152,960,396.55		
	150,495,925.68	1,136,351.75		151,632,277.43		
	135,746,826.74	4,340,879.09		140,087,705.83		
		138,500,000.00		138,500,000.00		
	107,105,748.05	5,984,238.32		113,089,986.37		
	105,418,454.92	11,743,045.26		117,161,500.18		
	100,661,234.24	1,515,135.66		102,176,369.90		
	100,000,000.00			100,000,000.00		
	97,008,728.04	2,188,976.37		99,197,704.41		
	88,543,180.87	1,976,062.91		90,519,243.78		
	80,371,944.26	852,263.81		81,224,208.07		
	56,908,114.42	10,453,133.15		67,361,247.57		
	55,208,507.77	4,597,691.50		59,806,199.27		
	21,611,758.45	33,774,245.35		55,386,003.80		
	51,418,898.47	3,251,228.61		54,670,127.08		
	50,846,463.07	8,775.08		50,855,238.15		
	50,123,981.41	284,087.94		50,408,069.35		
	50,000,000.00			50,000,000.00		
	50,000,000.00			50,000,000.00		
	35,382,868.52	3,458,914.61		38,841,783.13		
	11,651,498.28	26,819,529.45		38,471,027.73		
	35,000,000.00			35,000,000.00		
Yuhong America	3,908,500.00	7,351,817.60		11,260,317.60		
	545,042.46	852,263.81		1,397,306.27		
	100,000.00			100,000.00		
		94,695.98		94,695.98		

--	--	--	--	--	--	--

2017 12 31

11

5,000

2017 12 31

12

4

	4,970,314,131.24	3,816,858,197.53		

	2,344,046.04	
	97,825,836.31	--

1 —

1 —

2

		/	/
	21.91%	1.40	1.36
	20.18%	1.29	1.26

3

1

2

